

STATE OF CHILD CARE DURING COVID-19

CHILD CARE LANDSCAPE

Licensed child care generally falls into two categories: child care centers (CCCs) and family child care homes (FCCs). Child care centers activities take place in classroom settings for children of similar ages. Family child care takes place in a provider's home and children are cared for in a family-like setting, in mixed age groups, and with day-to-day activities mirroring those in child care centers.

COVID-19 has made lack of access to child care critical but it has not created it. This crisis, and the data that follow, represent an opportunity to build back better and create a child care infrastructure where providers and children alike can thrive.

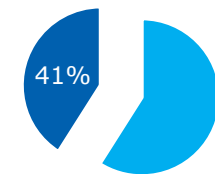
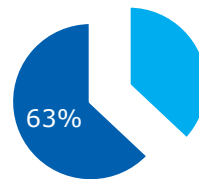
CLOSURES DUE TO COVID-19

Since March 2020, some child care providers across Ventura County closed due to COVID-19. Closures peaked in May 2020, with 75% of Child Care Centers and 23% of Family Child Care Homes.

Status as of November 30, 2021

Family Child Care
n=590

Child Care Centers
n=323

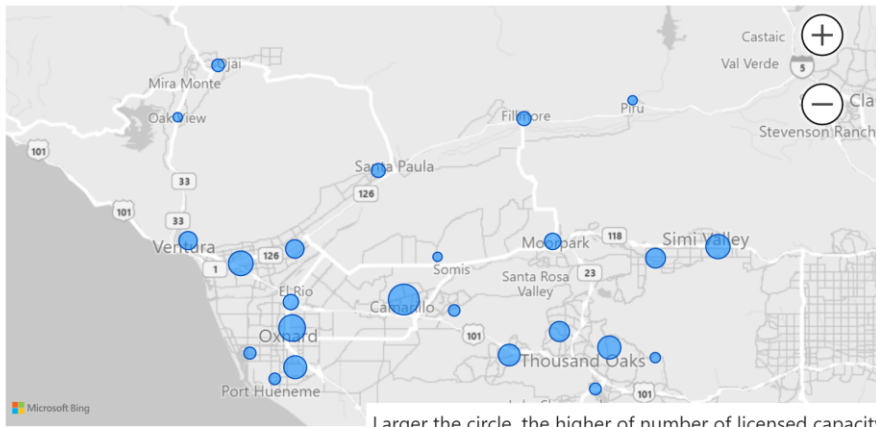


Open

Closed

Ventura Child Care Summary

Child Care Spaces by Location



22,655

Total Capacity

672

of Providers Active

241

of Providers Closed Since March 2020

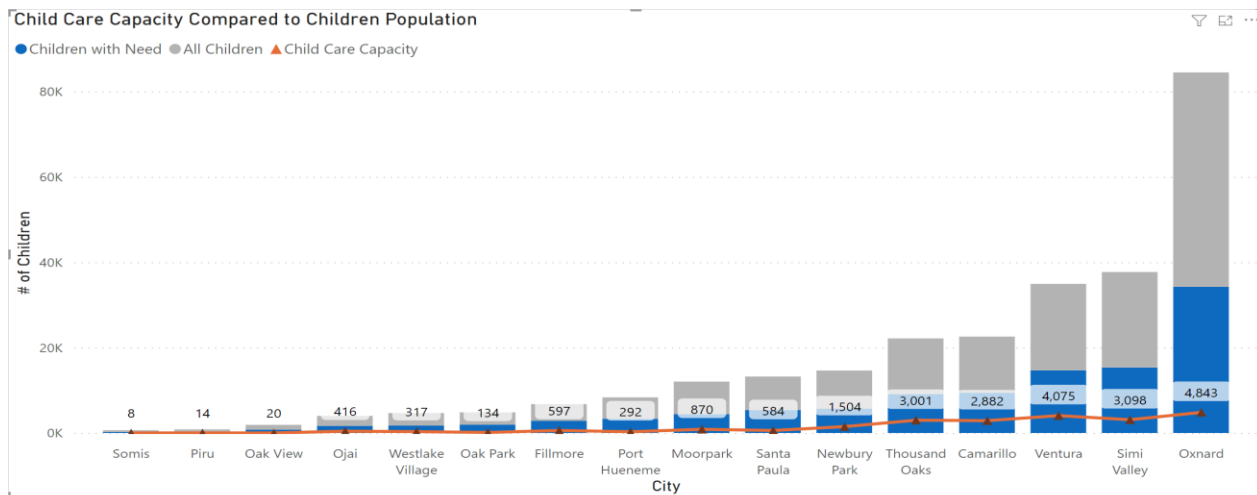
12,513

Loss of Capacity for Providers Closed Since March 2020

Data from My Child Care Plan as of November 1, 2021. All includes all child care providers inactive or active since March 1, 2020. Does not include child care providers that closed prior to March 1, 2020

Need Versus Slots

Currently, child care providers can only serve around 36% of children ages 0-6 and 10% of school-age children in the County.




Data from My Child Care Plan as of November 1, 2021.
Population from the US Census ACS Demographic and Housing Estimates 2019 5-year estimates children under 14

Salaries Workers in Child Care



Cost of living wage for 1 adult with 1 child in Ventura County: **\$88,900¹**



Average salary for preschool teacher in Ventura County: **\$35,884²**



Estimated average income for owner of Family Child Care after expenses: **\$36,600**

1. 2021 State of the Region Report by the Ventura County Civic Alliance.
2. From the Occupational Employment (May 2020) & Wage (2021 - 1st Quarter) Data <https://www.labormarketinfo.edd.ca.gov/data/oes-employment-and-wages.html>