

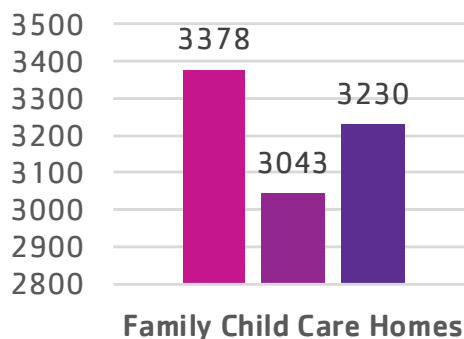
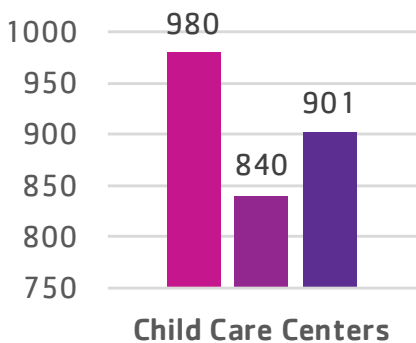
# IMPACT OF COVID-19 ON CHILD CARE LICENSED PROGRAMS

March 13, 2020 to December 1, 2021

Data reflects child care providers in San Diego County based on information from CA Community Care Licensing.

## NUMBER OF LICENSED PROGRAMS

3/13/2020 6/30/2020 12/1/2021



**79** of child care centers remain closed, **nearly 10%** of pre-pandemic supply.

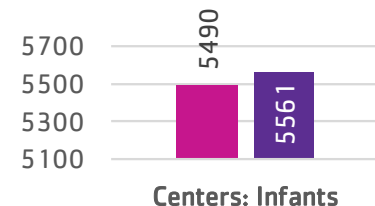
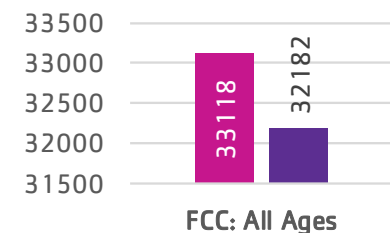
**148** of family child care providers remain closed, **nearly 5%** of pre-pandemic supply.

These are small businesses owned by community members, for community members.

## CAPACITY OF CHILD CARE SERVICES

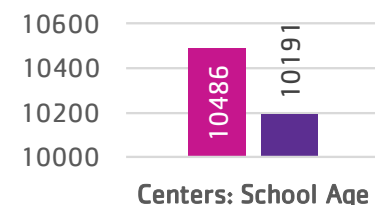
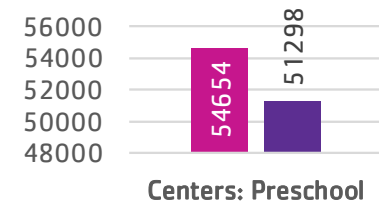
### LICENSED CHILD CARE SLOTS

FY19-20 Q2 (OCT. - DEC. 2019) FY21-22 Q1 (JULY - SEPT. 2021)



Infants, Preschool, and School Age

Infants: Birth to Under 2 years old



Preschool: 2 years old to not enrolled in Kindergarten

School Age: Kindergarten & older

Even before additional capacity loss due to the COVID-19 pandemic:

**70%**

of children from working families did not have access to licensed child care spaces\*

\*kidsdata.org

**93.5%**

of infants from working families did not have access to licensed infant care\*

\*American Institutes for Research

As of December 2021, 14 Child Care Centers and 138 Family Child Care Providers are inactive. They are currently not caring for children, with uncertainty about reopening. This may result in the loss of an additional 2, 236 licensed slots in San Diego County.

FOR MORE INFORMATION VISIT: [www.ymcasdc.org/crs](http://www.ymcasdc.org/crs)

OUR MISSION: The YMCA of San Diego County is dedicated to improving the quality of human life and to helping all people realize their fullest potential as children of God through the development of the spirit, mind and body.