

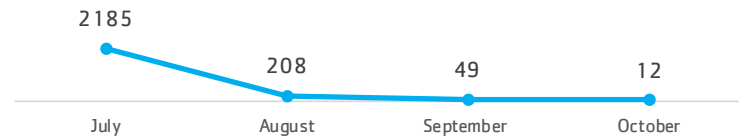


THE SAN DIEGO CHILDCARE VOUCHER PROGRAM

Together, nonprofits, philanthropy, the County of San Diego, and the City of San Diego successfully allocated a total of \$10 million in CARES Act funding to emergency child care vouchers for local families. The City and County of San Diego contributed their funds equally and partnered with the San Diego Foundation to contract the funds to local nonprofits. Child Development Associates and the YMCA of San Diego County Childcare Resource Service administered the vouchers for San Diego County families in need of child care during the pandemic. The following summarizes work completed by YMCA Childcare Resource Service and Child Development Associates as of 12/14/2020.

Since July 2020, funds were provided to **1,561 families**. **2,454** children were connected with child care services.

CHILDREN ENROLLED BY MONTH



CHILDREN



51% of enrolled children live in a single-parent household while **49%** of enrolled children live in a two-parent household.

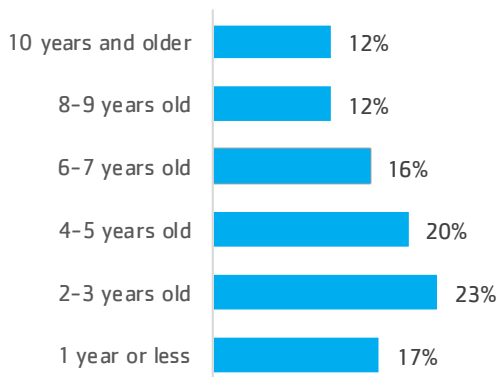


The average age of children who were provided funding is **5.2 years old**.

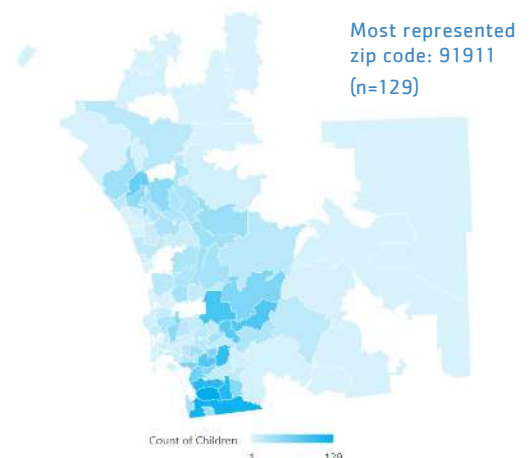


The majority of enrolled children, **52%**, are **Hispanic or Latino**.

AGE DISTRIBUTION AMONG ENROLLED CHILDREN



ZIP CODE DISTRIBUTION AMONG ENROLLED CHILDREN



FAMILIES



54% of families received funding to pay for child care for one child, 36% received funding for two children, and 10% received funding for three or more children.

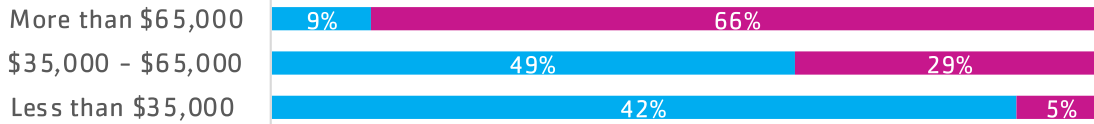


The average family size for a single-parent household is 2.7 while a two-parent household is 3.8.

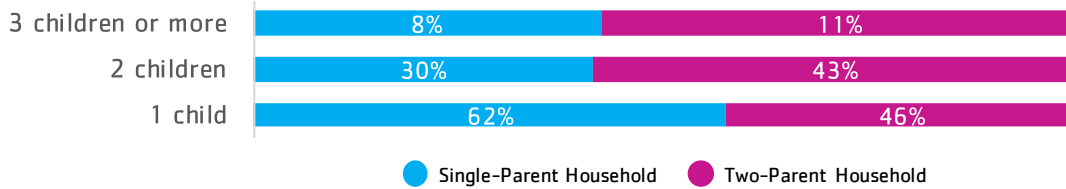


77% of families earn under the 85% State Median Income (SMI) ceiling while 23% earn above this ceiling.

INCOME BY HOUSEHOLD TYPE



NUMBER OF ENROLLED CHILDREN BY HOUSEHOLD TYPE

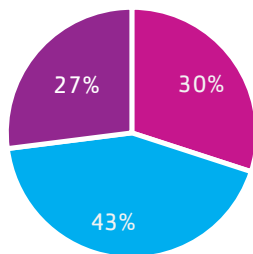


PROVIDERS



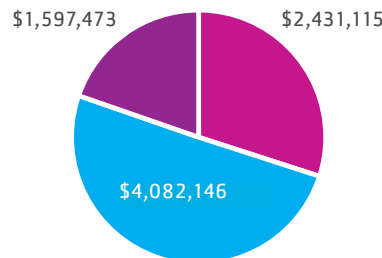
Vouchers were issued to 1,118 child care providers totaling \$8,110,734 in payments.

TYPE OF PROVIDER USED BY FAMILY

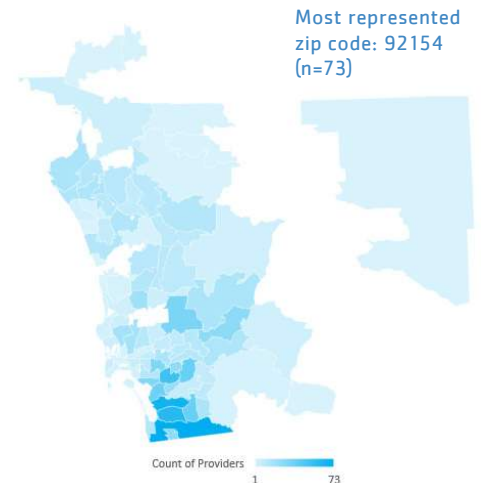


● Child Care Center ● Family Child Care Home ● License Exempt Provider

TOTAL PAYMENTS ISSUED BY PROVIDER TYPE



ZIP CODE DISTRIBUTION AMONG PROVIDERS

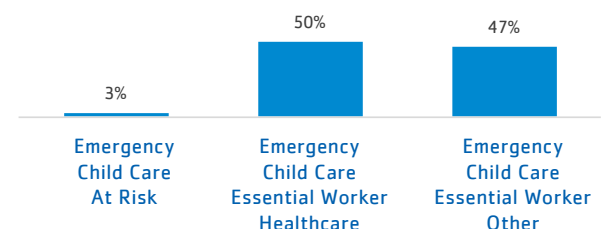


ESSENTIAL EMPLOYEES



In order to receive child care assistance funds, parents had to be considered at risk or work in California's essential critical infrastructure as defined in Executive Order NN-33-20 and prioritized in State Management Bulletin 20-06.

ELIGIBILITY FACTORS FOR FUNDS



ESSENTIAL SECTORS



Of the **2,275** parents receiving funding, **2,220** are considered Essential Critical Infrastructure Workers as defined by the State of California's Public Health order. The parents are employed in the following essential sectors:

READING THE CHART: Boxes are scaled proportionately according to the number of job positions within each sector.

52% Health Care/Public Health

- Nurse
- Medical Assistant
- Patient Service Rep
- Caregiver
- Pharmacist
- Call Center Worker
- Respiratory Therapist
- Pediatrician
- Dental Assistant
- Medical Office Coordinator
- Pharmacy Technician
- Physician

14% Industrial, Commercial, Residential, and Sheltering Facilities and Services

- Electrician
- Housekeeper
- Plumber
- Building Inspector
- Construction Worker
- Janitor

12% Government Operations and Other Community-based Essential Functions

- Social Worker
- Child Care Provider
- Teacher

5% Food & Agriculture

- Cook
- Butcher
- Restaurant Manager
- Food Delivery
- Grocery Clerk

4% Transportation & Logistics

- Mechanic
- Truck Driver
- Inventory Manager
- Bus Driver
- Car Salesman
- Delivery Driver

1% Energy

1% Communications & IT

2% Critical Manufacturing

2% Financial Services

3% Defense Industrial Base

3% Emergency Services

>1% Water and Wastewater

>1% Chemical & Hazardous Materials

EMPLOYERS OF ENROLLED PARENTS

- | | | | |
|---|---|---|--|
| <ul style="list-style-type: none"> • Amazon • AT&T • Child Protective Services • City of San Diego • County of San Diego • Cox • Department of Motor Vehicles • Door Dash • Family Health Centers San Diego • Food4Less • General Dynamics | <ul style="list-style-type: none"> • Grossmont Hospital • Kaiser Permanente • MTS • Naval Medical Center • New Alternatives • Pathways Community Services • Planned Parenthood • Rady Children's Hospital • Ralph's • Rite Aid • SD County Credit Union • SD County Sheriff's Dept. | <ul style="list-style-type: none"> • SD Police Department • SD Gas & Electric • SD Housing Commission • SD Humane Society • San Diego Intl. Airport • San Marcos Unified School District • Scripps Hospital • Sharp Hospital • Solar Turbines • Tri-City Medical Center • U.S. Customs and Border Protection | <ul style="list-style-type: none"> • U.S. Marine Corps • U.S. Navy • U.S. Postal Service • UCSD Medical Center • VA San Diego Healthcare System • Veterans First Mortgage • Vista Unified School District • Vons • Wells Fargo • Women's Resource Center |
|---|---|---|--|

This list does not include all employers represented in the data.

FOR QUESTIONS, PLEASE CONTACT:

Jolie Buberl jbuberl@cdasd.org | Abby Shull at ashull@ymcasd.org

www.cdasd.org | www.ymcasd.org